



# IME(I) - iConnect

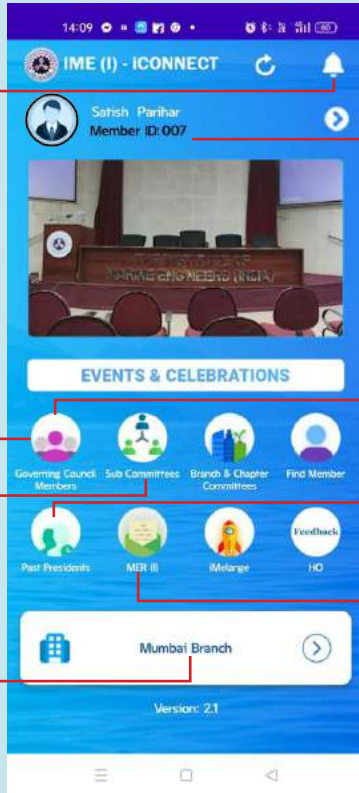
Mobile App for Effective Communication Within the IME(I)

Broadcasting events and/or announcements to the members (e.g. AGM or Technical Seminar Notices, etc.) with provision for RSVP response

Connect with current members of the Governing Council

Know the current members of Sub Committees

Search for birthdays of members in your branch



Easy search for IME(I) Members by Name, Branch / Chapter, Grade or Membership Number

Know the current office bearers of your Branch or Chapter

Read the names of all the past Presidents of IME(I)

Read the monthly technical journal Marine Engineers Review (India) & IME(I) monthly eMagazine iMelange

## How Secure Is The Data In IME(I)-iConnect ?

IME(I)-iConnect respects the privacy of every member and takes utmost care to protect it. The data is highly secure and the app can only be enabled on a phone by a registered member user. Whilst downloading you will be sent a one time password on your registered mobile number, which would then enable you to download the members data on your phone. This ensures access to only respective member using their valid mobile number.

## Steps To Download The App

### Step 1: To Download the Mobile App on Your Mobile

Click on the link: <https://onelink.to/6xzk2d>

### Step 2: Install the App on Your Mobile

Depending on your OS, you will be directed to either the Google Play Store or the Apple App Store. Tap the "Install" button to download and install the IME(I)-iConnect Mobile App.

### Step 3: Enter Your Mobile Number

Once the app has been installed on your Mobile, open it and you'll be prompted to enter your mobile number. Please enter the registered mobile number associated with your IME(I) Membership account.

### Step 4: Receive OTP

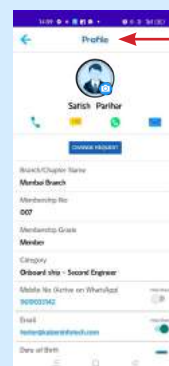
After entering your mobile number, you will receive a One-Time Password (OTP) via SMS and your registered eMail. Please enter the OTP received in SMS or eMail in the app to verify your identity.

### Step 5: Access IME(I)-iConnect Mobile App

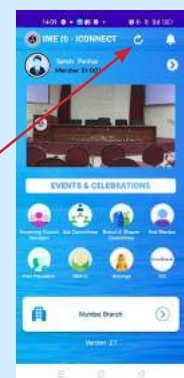
Once you have successfully entered the OTP, you will have access to the IME(I)-iConnect Mobile App.

## Making Changes In Your Profile

It is probable that you may wish to update your data in the app once you download it. This can be done by a "Change Request" - a feature that is available within the app itself. You may also enable / disable personal details e.g. your phone no. & email id.



Click here to change your profile



Click here to refresh & get the latest updates

IN CASE OF ANY PROBLEM ENCOUNTERED WHILE INSTALLATION, kindly contact Ms. V. G. Geeta at [registration@imare.in](mailto:registration@imare.in)

THE INSTITUTE OF MARINE ENGINEERS (INDIA)

"IME(I) House", Plot No. 94, Sector 19, Nerul, Navi Mumbai - 400 706, Tel.: +91 22 2770 1664 / Fax : +91 22 2771 1663

Email: [administration@imare.in](mailto:administration@imare.in) / [accounts@imare.in](mailto:accounts@imare.in), [membership@imare.in](mailto:membership@imare.in) / [training@imare.in](mailto:training@imare.in)